


Boston RedSox

August 31, 2018

Lead Dentist: Raymond Martin

Children Participating in Event: 181

Children Participating in Clinic: 120

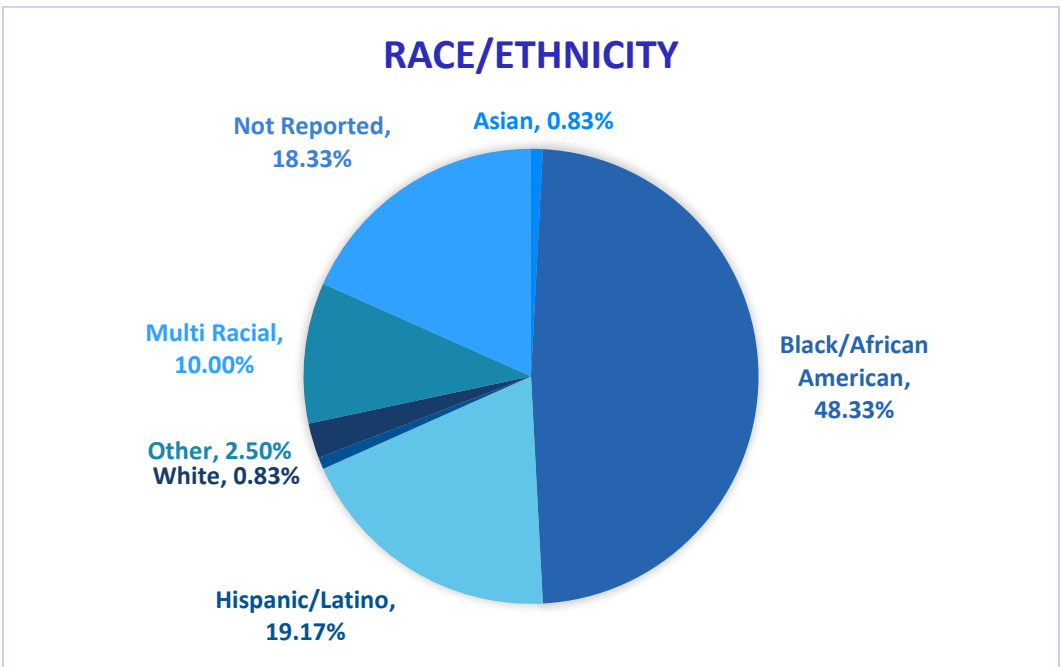
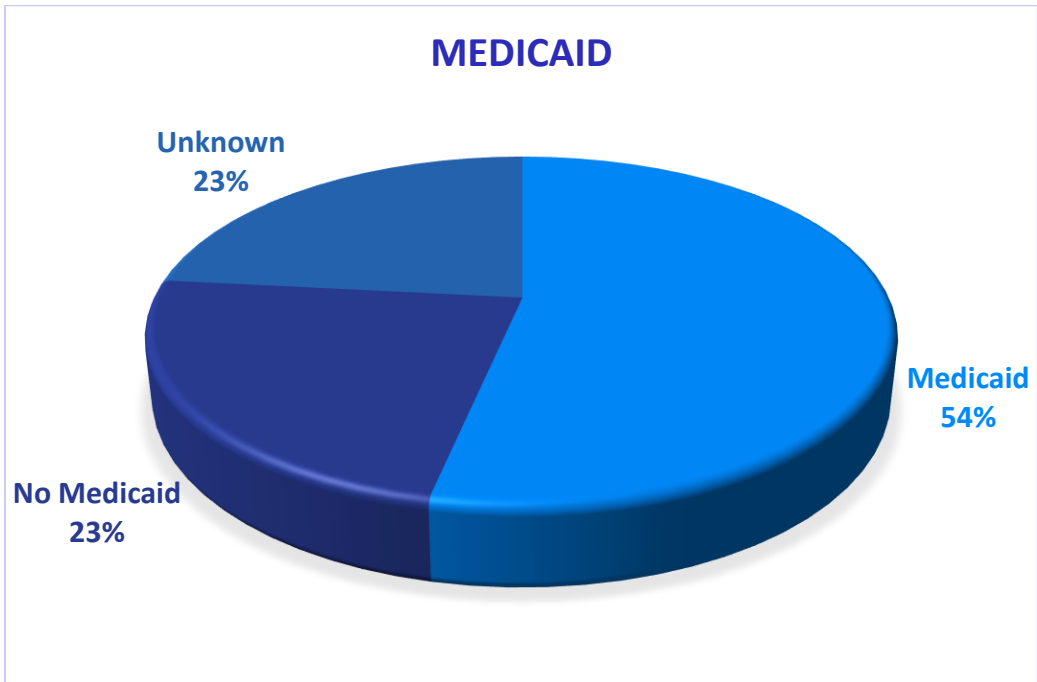


| | |
|---|------------------|
| Total Care & Education Provided | \$ 33,749 |
| Dental & Preventative: | \$ 25,604 |
| Oral Health Education: | \$ 8,145 |
| Average Dental Care per patient (Includes Education) | \$258 |



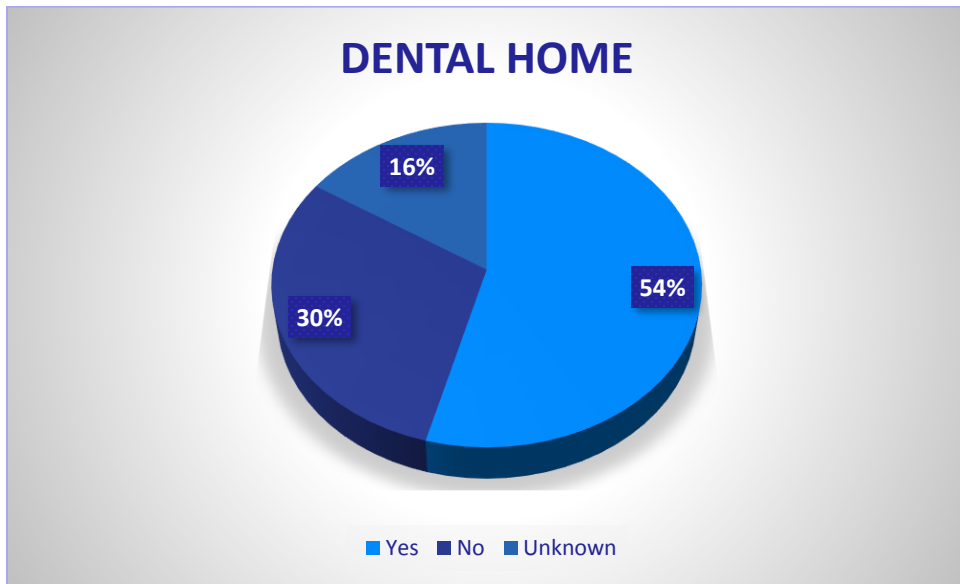
Created by: Jenni Ferguson RDH, Clinical Director

STUDENT DATA

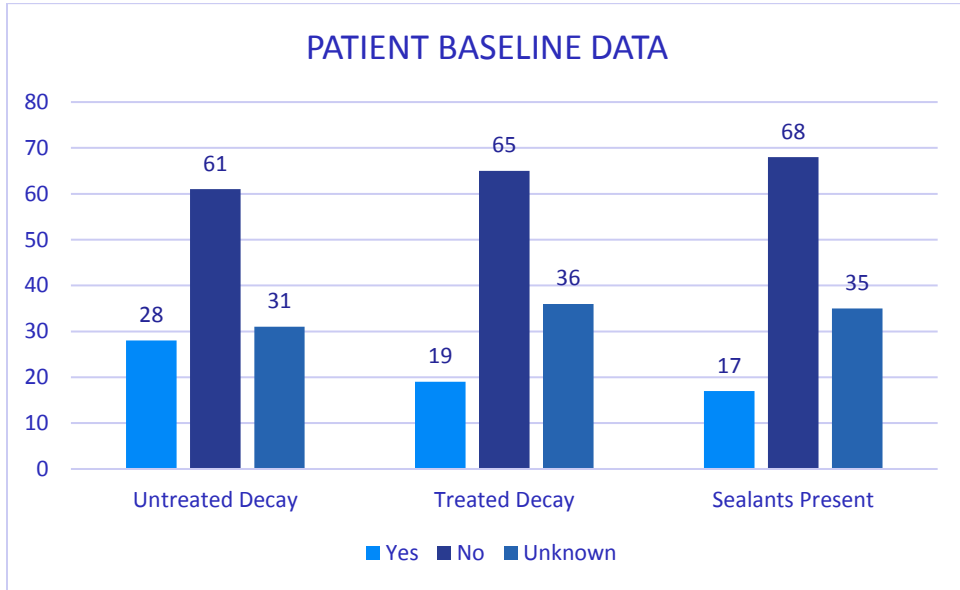


STUDENT DATA

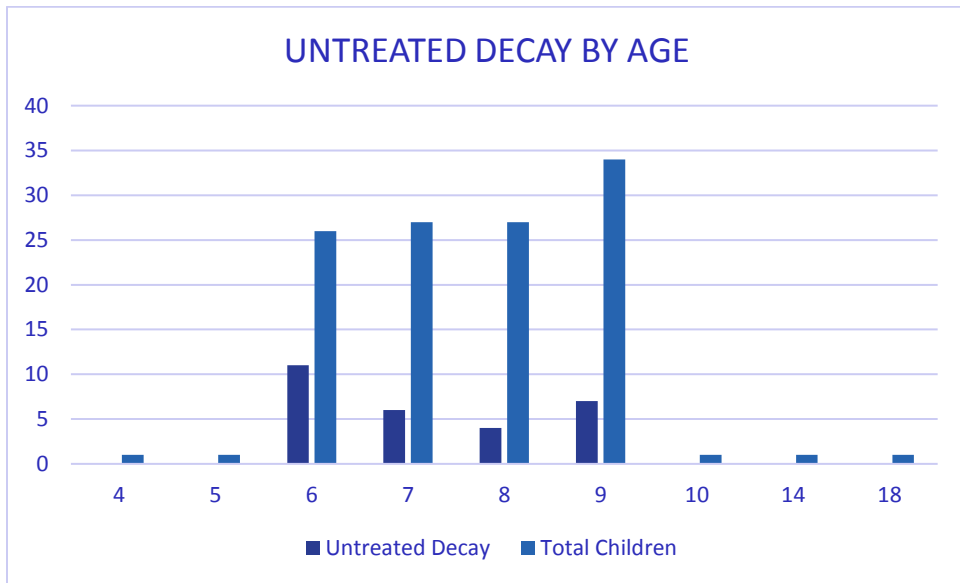
5 patients reporting pain prior to the clinic



36 report no current dental home



***31 patient cards were not turned in and recorded as unknown and takes up the bulk of the unknown data**



VOLUNTEERS

80%

of the volunteers that signed up through our website attended the event.

| | |
|----------------------------------|----------------|
| Dentists | 25/29 |
| Dental Assistants | 12/18 |
| Hygienists | 10/24 |
| Dental Students | 17/23 |
| Dental Assistant Students | 12/14 |
| General Volunteers | 84/91 |
| Total Volunteers at Event | 160/199 |

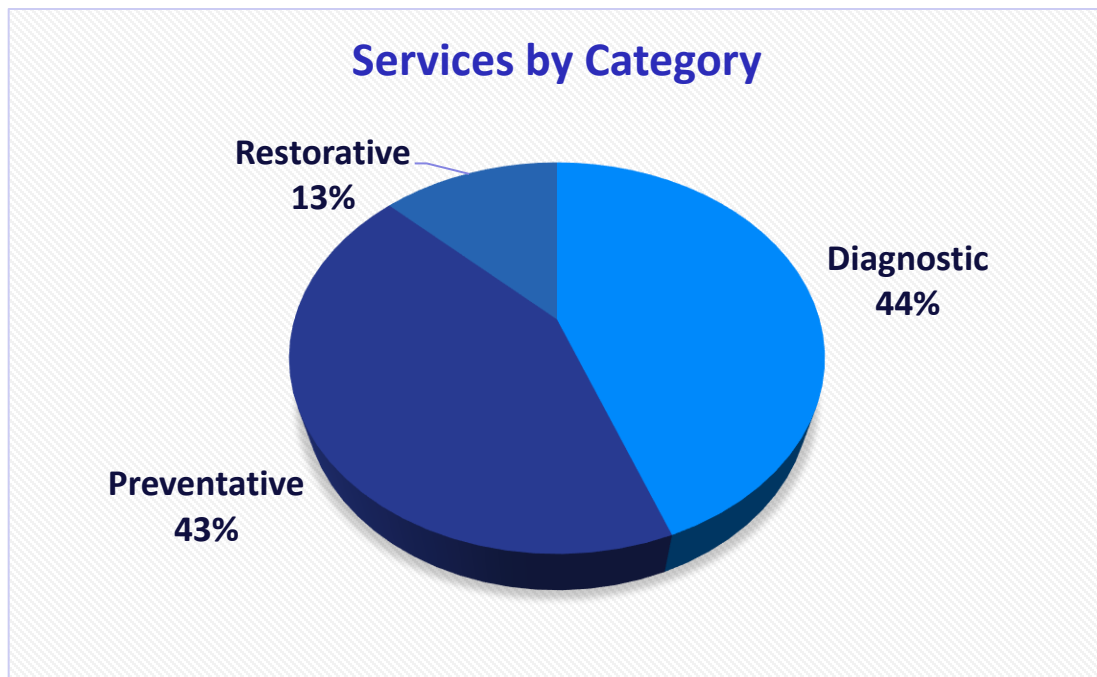


SERVICES

35%

of the diagnosed sealants were completed

| | |
|--------------------|-----|
| Screenings | 120 |
| X-Rays | 59 |
| Cleanings | 43 |
| Fluoride Varnish | 36 |
| Sealants | 87 |
| Silver Diamine F12 | 17 |
| Fillings | 11 |



CONSENT & STATIONS

Positive Consent for Services

| | | |
|---------------------------|-----|------|
| Preventative & Diagnostic | 120 | 100% |
| Restorative | 67 | 56% |
| Silver Diamine Fluoride | 78 | 65% |



Completed Station Visits

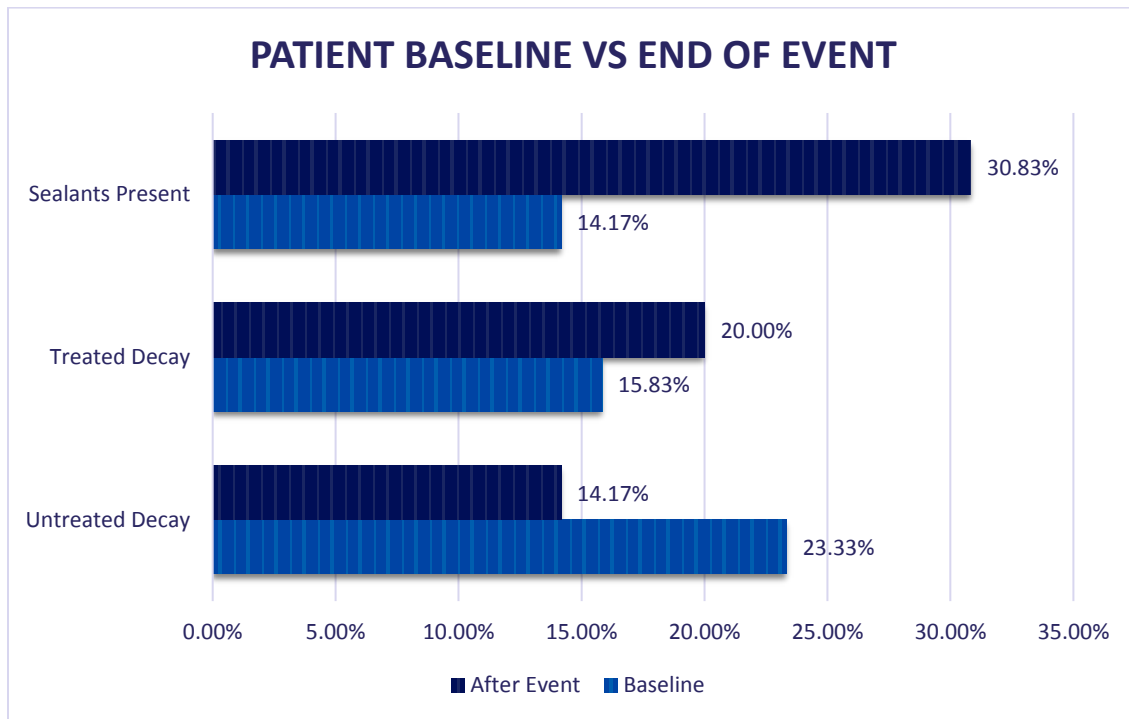
| STATION | DIAGNOSED | COMPLETED | PERCENT COMPLETED |
|--------------------------|-----------|-----------|-------------------|
| #2 X-ray | 34 | 26 | 76.47% |
| #3 Restorative & SDF | 18 | 9 | 50.00% |
| #4 Sealants/Sonic Scaler | 64 | 29 | 45.31% |
| #5 Polish/light scale | 82 | 45 | 54.88% |

*Due to the limited time the children were in the clinic, most children visited one station (3,4 or 5 based on need)

34 patients had start/finish time recorded

- 41 minutes was the average time spent in the clinic

| | |
|------------------|----|
| Less than 29 min | 8 |
| 30 min – 59 min | 24 |
| 1hr- 1hr 29 min | 2 |



17 patients had additional treatment needs. 5 of these children had no consent for restorative treatment.