

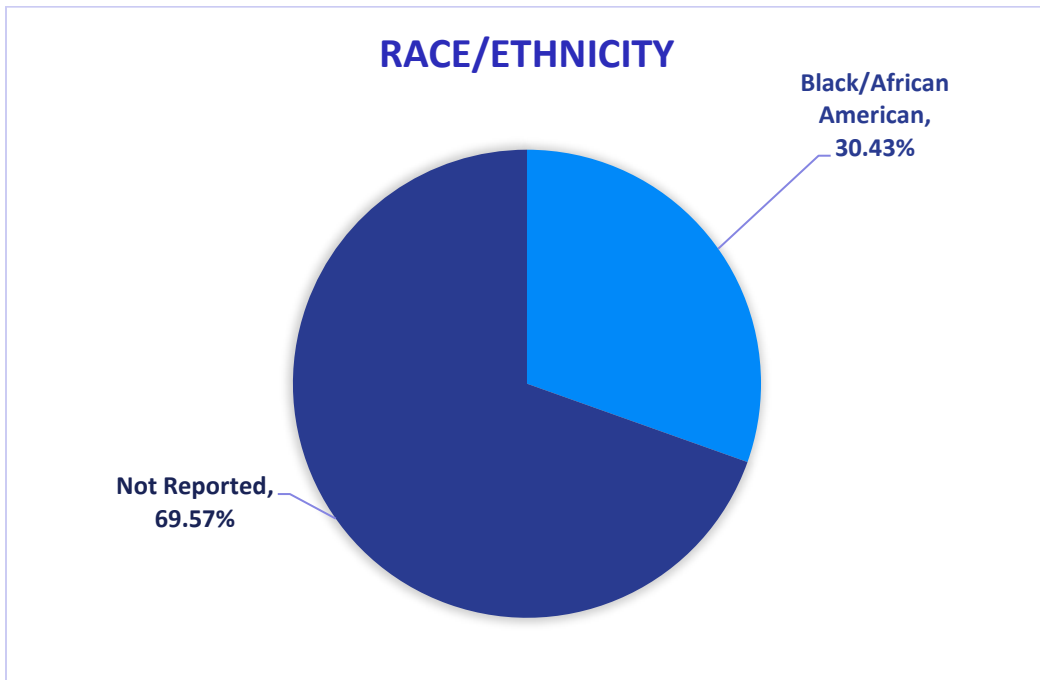
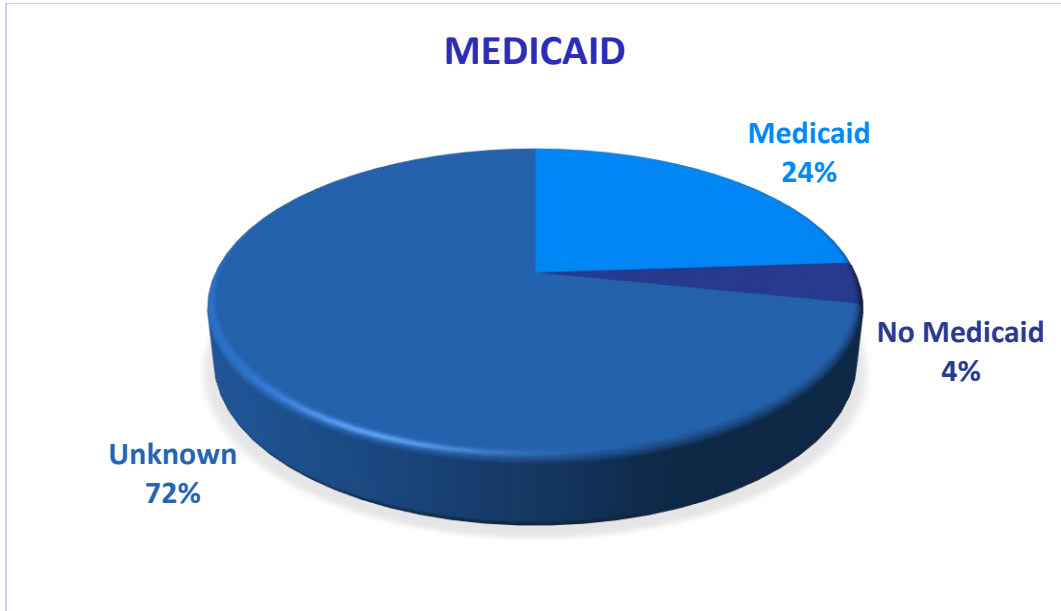
# University of Alabama at Birmingham July 10, 2018



<b>Total Care &amp; Education Provided</b>	<b>\$ 21,893</b>
Dental & Preventative:	\$ 17,528
Oral Health Education:	\$ 4,365
Average Dental Care per patient	\$426
(based off 46 children receiving dental services and education)	

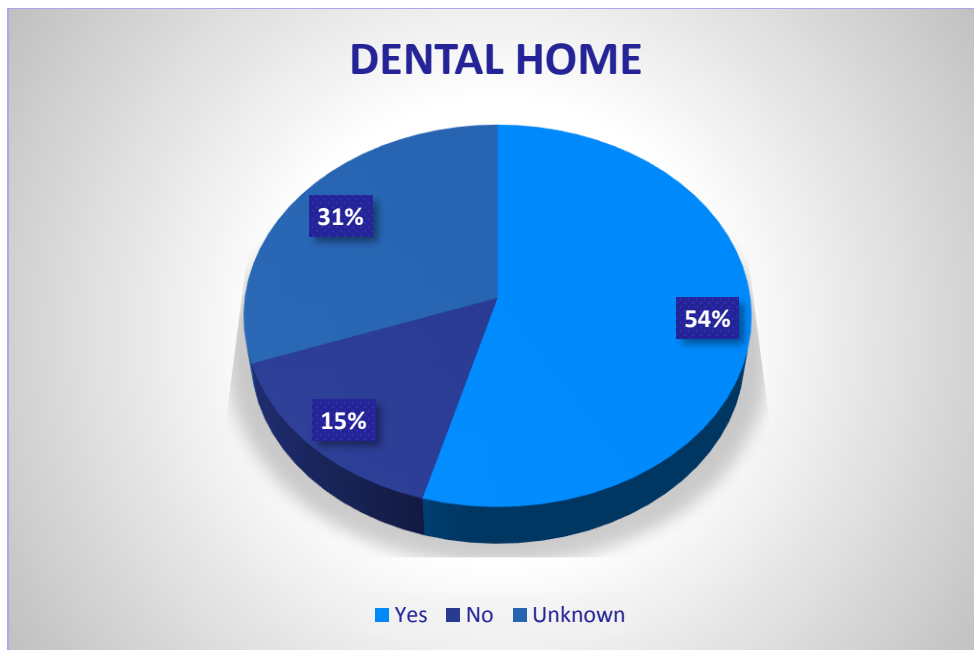


# STUDENT DATA



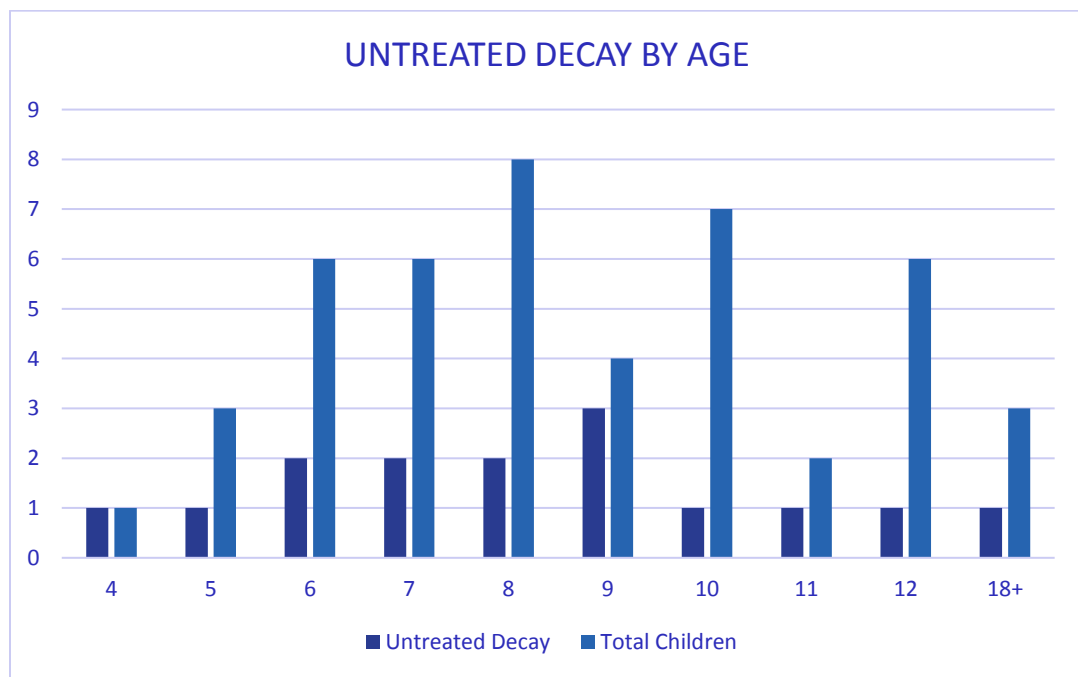
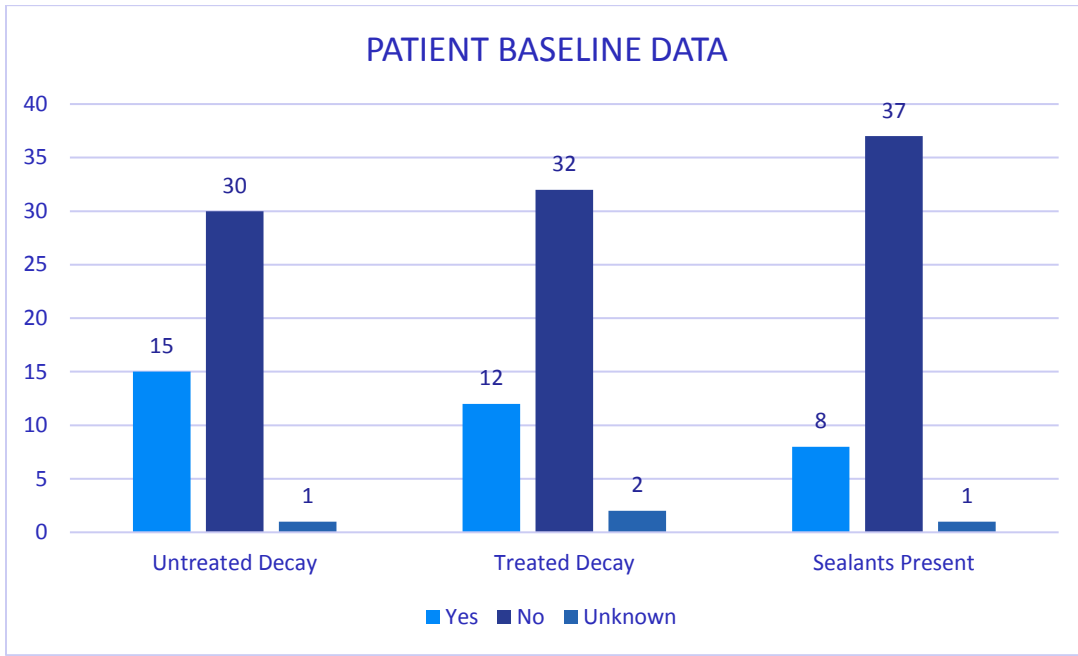
# STUDENT DATA

**3** patients reporting pain prior to the clinic



**7** report no current dental home

# STUDENT DATA



# VOLUNTEERS

# 89%

of the volunteers that signed up through our website attended the event.

Dentists	13
Dental Assistants	2
Hygienists	1
Dental Students	66
Dental Assistant Students	0
Dental Hygiene Students	5
General Volunteers	13
Total Volunteers at Event	100



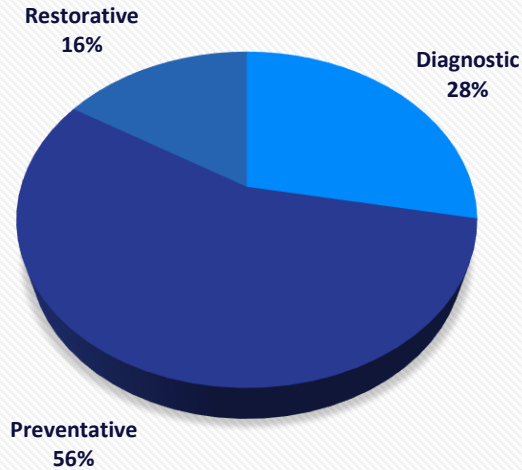
# SERVICES

# 89%

of the diagnosed sealants were completed

Screenings	46
X-Rays	55
Cleanings	42
Fluoride Varnish	41
Sealants	100
Silver Diamine F12	0
Fillings	12
Crowns	2
Pulpotomies/RCT	0
Extractions	0

## SERVICES BY CATEGORY



# CONSENT & STATIONS

## Positive Consent for Services

Preventative & Diagnostic	46	100%
Restorative	30	65%
Silver Diamine Fluoride	15	33%
Extract Primary Teeth	13	28%
Extract Permanent Teeth	11	24%



## Completed Station Visits

STATION	DIAGNOSED	COMPLETED	PERCENT COMPLETED
#2 X-ray	22	18	82%
#3 Restorative & SDF	12	11	92%
#4 Sealants/Sonic Scaler	28	26	93%
#5 Polish/light scale	46	42	91%

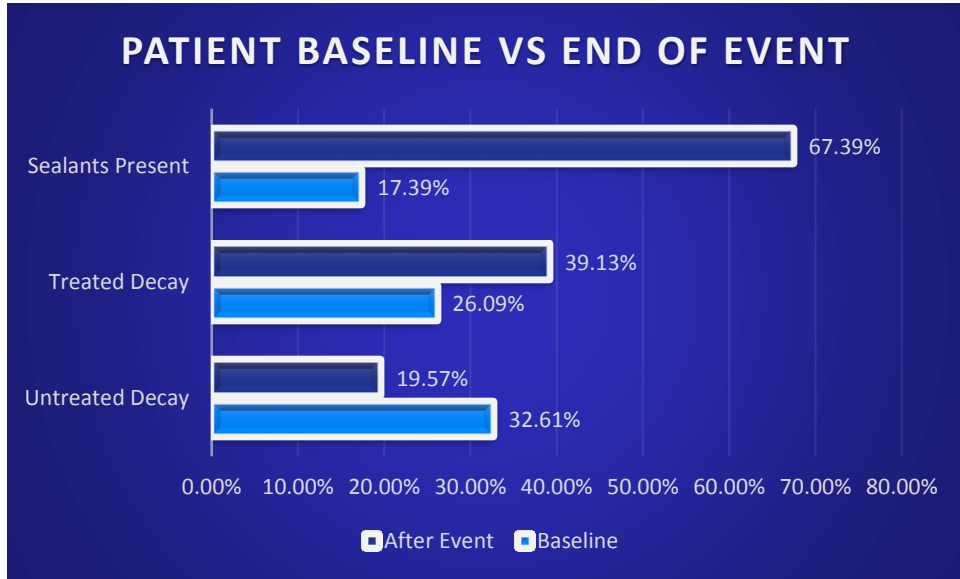
# 33

 patients had start/finish time recorded

- Shortest Visit: 18 Min
- Longest Visit : 1 hours 56 min
- Average Visit: 49 min

Less than 29 min	8
30 min – 59 min	17
1hr- 1hr 29 min	5
1hr 30 min- 1hr 59 min	3
2hrs +	0





9

patients had additional treatment needs