

Longfellow Elementary & Independence School District

Participants in Event: 123

Participants in Clinic: 95

Sporting KC May 11, 2018



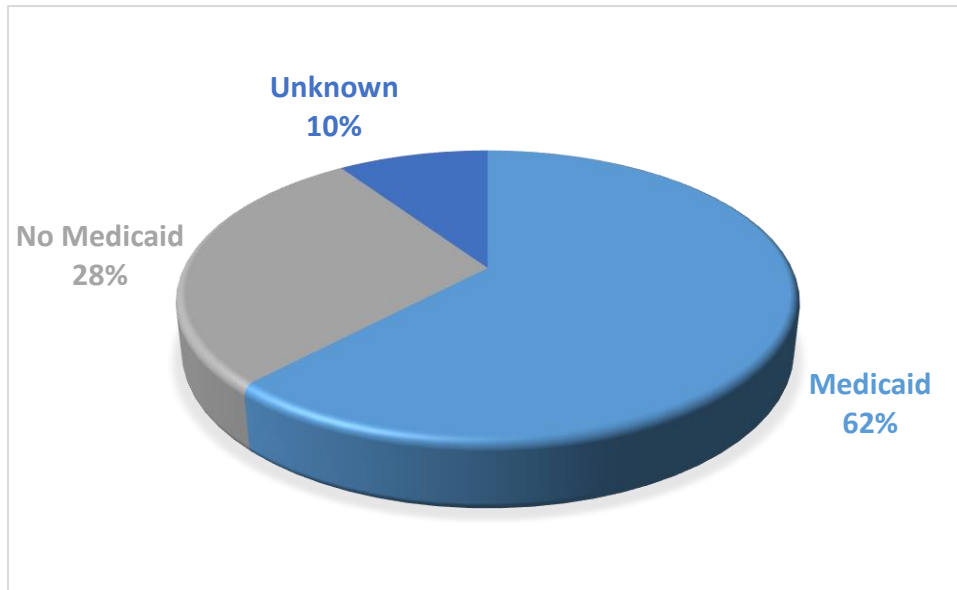
Total Care & Education Provided	\$ 46,664
Dental & Preventative:	\$ 41,129
Oral Health Education:	\$ 5,535
Average Dental Care per patient	\$ 477.94
(Based on 95 patients, includes Education)	



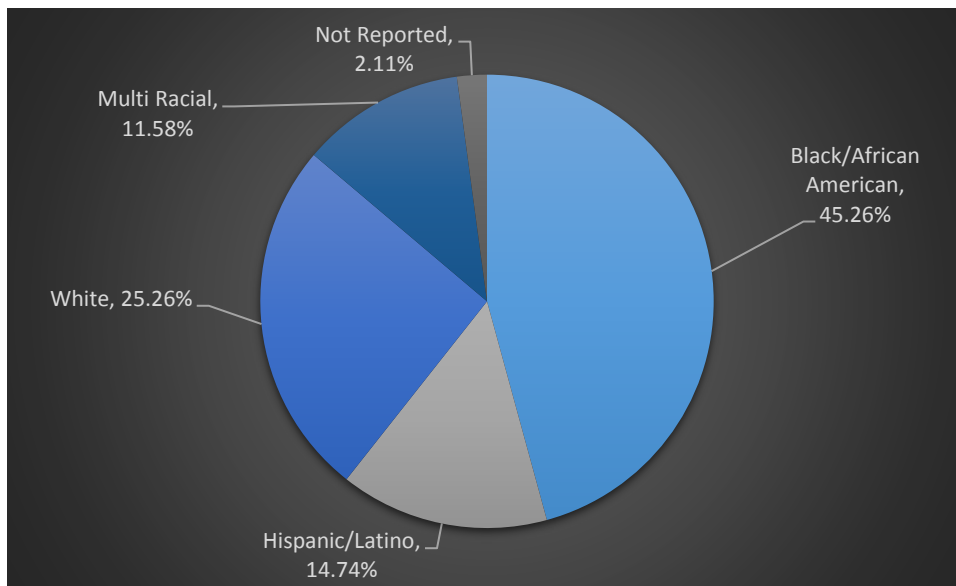
Created by: Jenni Ferguson RDH, Clinical Director

STUDENT DATA

MEDICAID

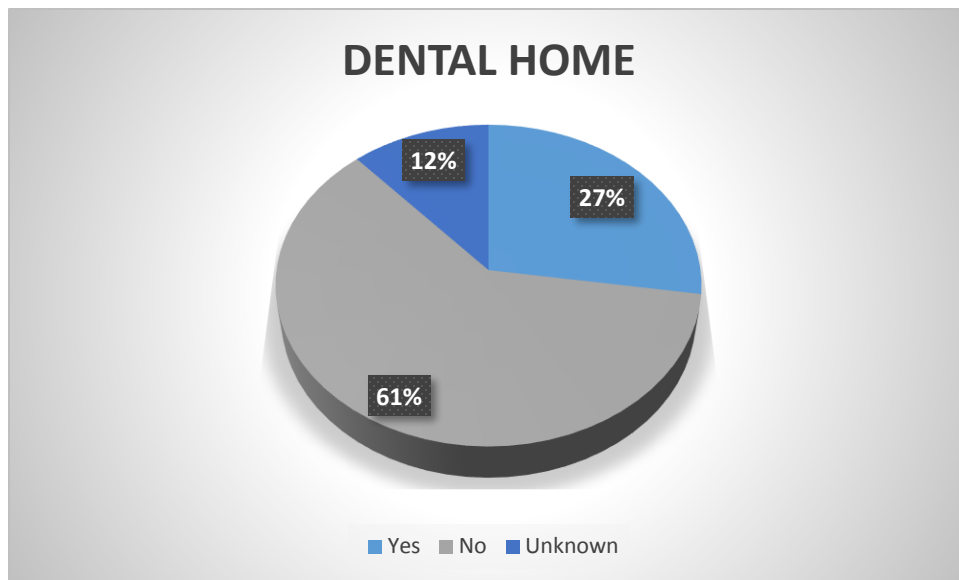


RACE & ETHNICITY



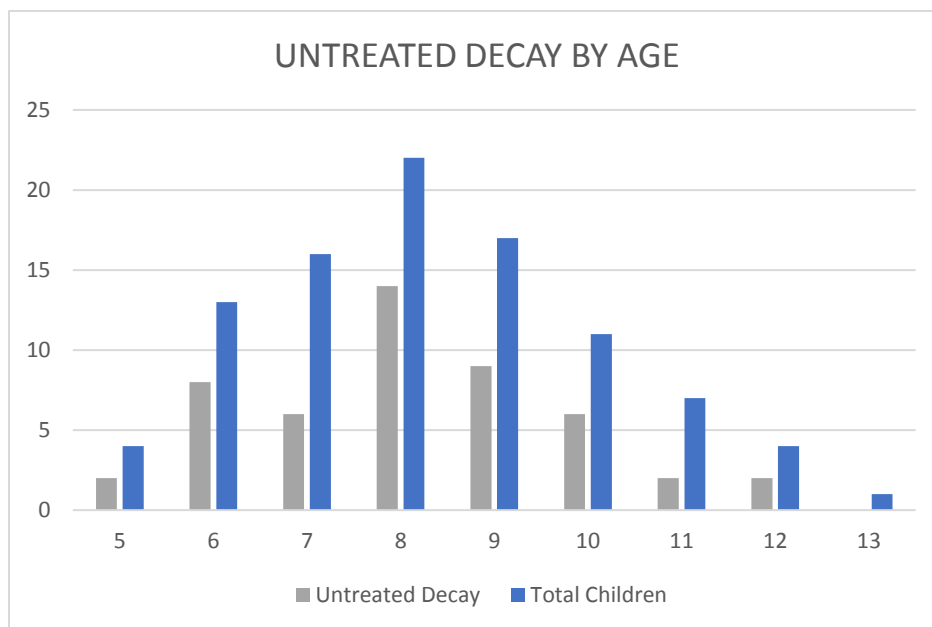
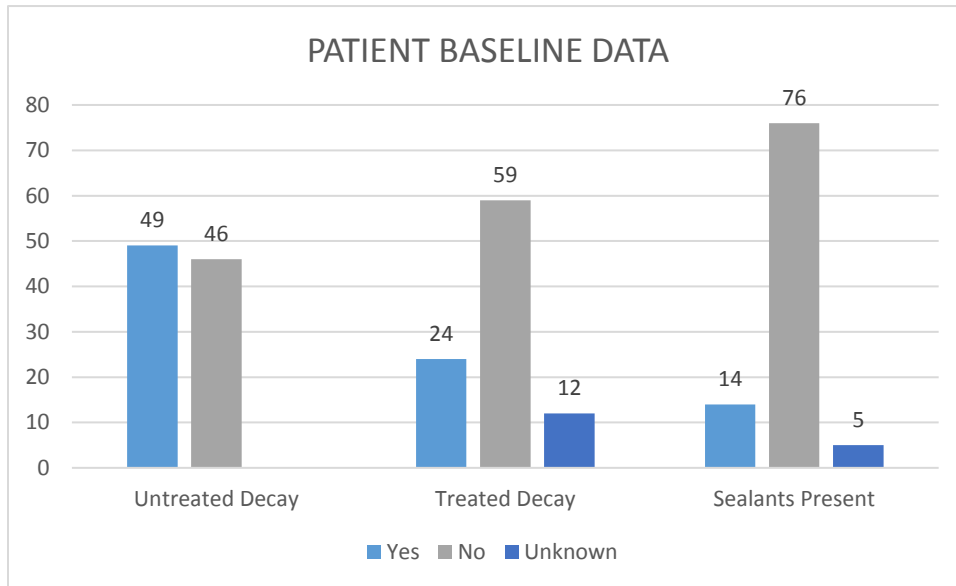
STUDENT DATA

4 patients reporting pain prior to the clinic



58 report no current dental home

STUDENT DATA



VOLUNTEERS

72%

of the volunteers that signed up through our website attended the event

Dentists	17
Dental Assistants	10
Hygienists	9
Dental Students	22
Dental Assistant Students	0
Dental Hygiene Students	21
General Volunteers	60
Total Volunteers at Event	139



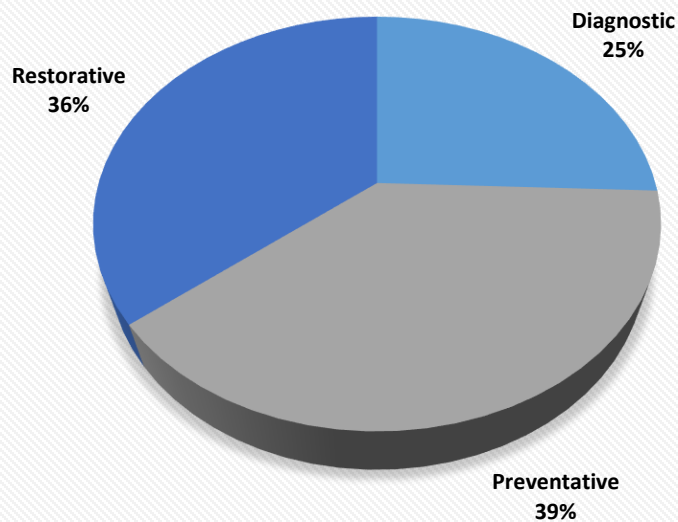
SERVICES

86%

of the diagnosed sealants
were completed

Screenings	95
X-Rays	113
Cleanings	91
Fluoride Varnish	84
Sealants	113
Silver Diamine F12	58
Fillings	46
Crowns	2
Pulpotomies/RCT	0
Extractions	10

SERVICES PER CATEGORY



CONSENT & STATIONS

Positive Consent for Services

Preventative & Diagnostic	94	99%
Restorative	83	87%
Silver Diamine Fluoride	79	83%
Extract Primary Teeth	65	68%
Extract Permanent Teeth	60	63%



TIME STATS

Completed Station Visits

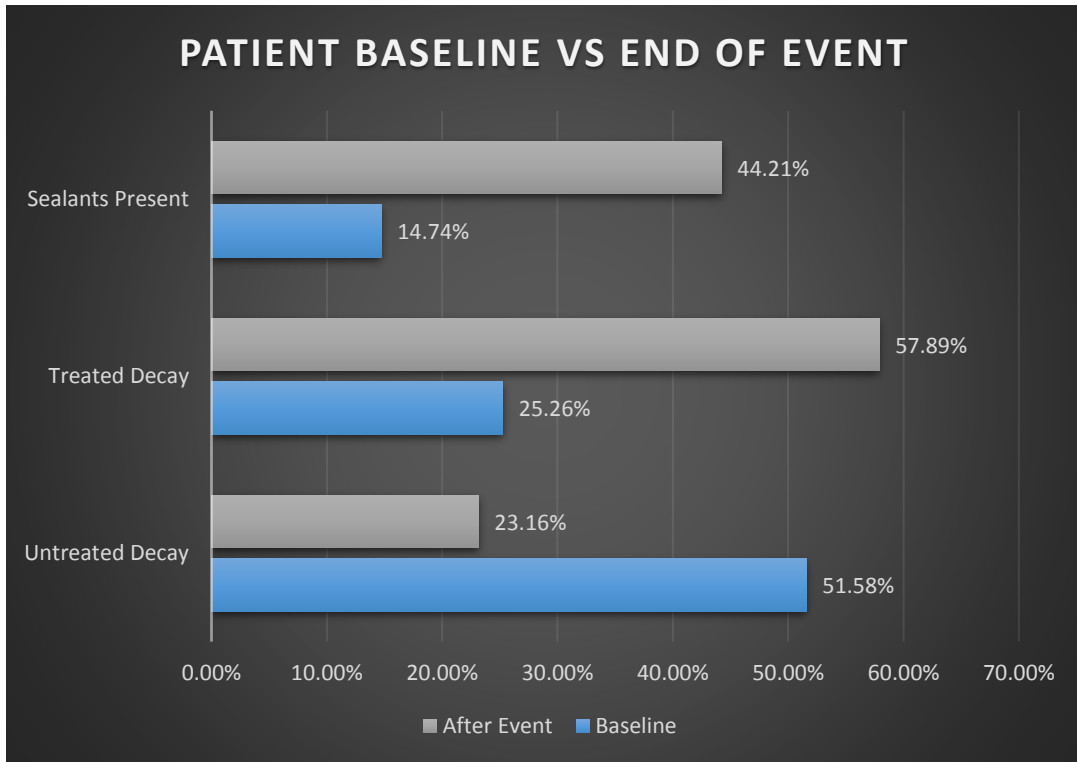
STATION	DIAGNOSED	COMPLETED	PERCENT COMPLETED
#2 X-ray	56	52	93%
#3 Restorative & SDF	52	49	94%
#4 Sealants/Sonic Scaler	45	39	87%
#5 Polish/light scale	95	91	96%

94 patients had start/finish time recorded

□ 1hr 19 minutes average time spent in the clinic

Less than 29 min	17
30 min – 59 min	19
1hr – 1hr 29 min	18
1hr 30 min – 1 hr 59 min	20
2 hrs +	20

PROGRAM IMPACT



22 patients had additional treatment needs